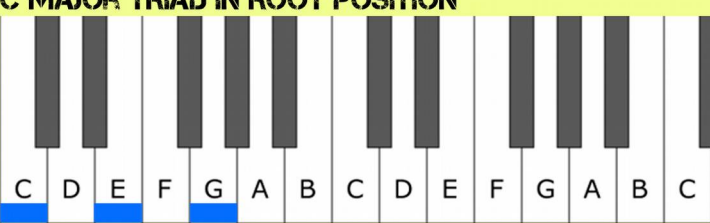


PIANO CHORD INVERSIONS (MAJOR TRIAD AND INVERSIONS)

1

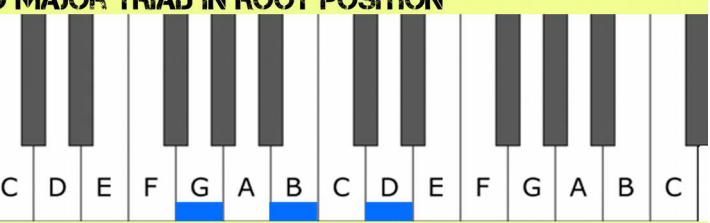
C MAJOR TRIAD IN ROOT POSITION



C D E F G A B C D E F G A B C

RH 1 3 5
LH 5 3 1

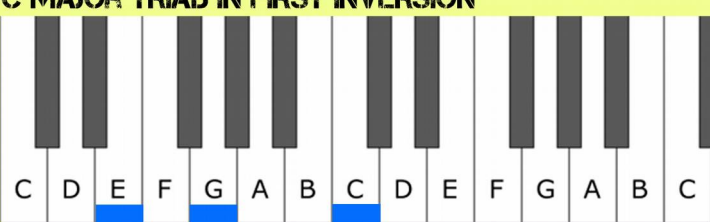
G MAJOR TRIAD IN ROOT POSITION



C D E F G A B C D E F G A B C

RH 1 3 5
LH 5 3 1

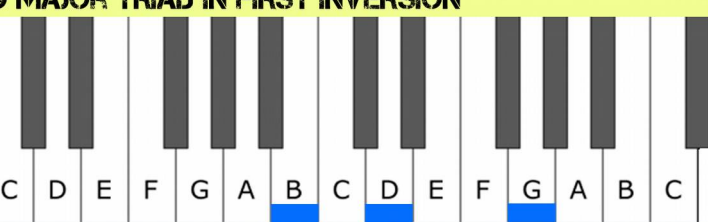
C MAJOR TRIAD IN FIRST INVERSION



C D E F G A B C D E F G A B C

RH 1 2 5
LH 5 3 1

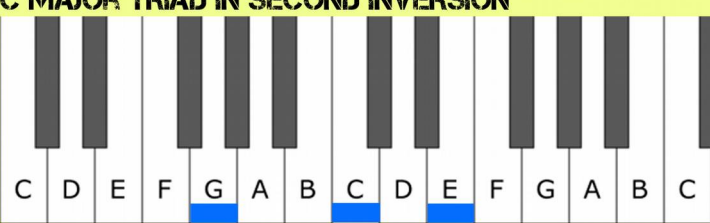
G MAJOR TRIAD IN FIRST INVERSION



C D E F G A B C D E F G A B C

RH 1 2 5
LH 5 3 1

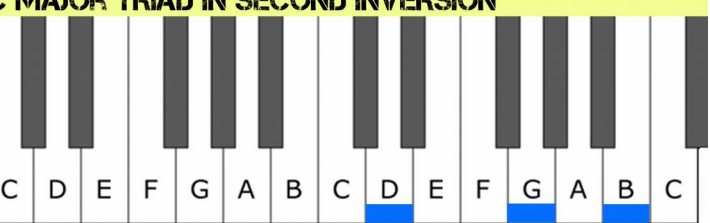
C MAJOR TRIAD IN SECOND INVERSION



C D E F G A B C D E F G A B C

RH 1 3 5
LH 5 2 1

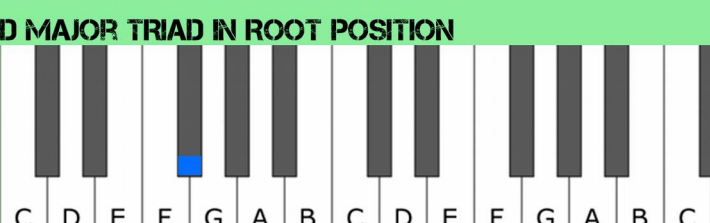
C MAJOR TRIAD IN SECOND INVERSION



C D E F G A B C D E F G A B C

RH 1 3 5
LH 5 2 1

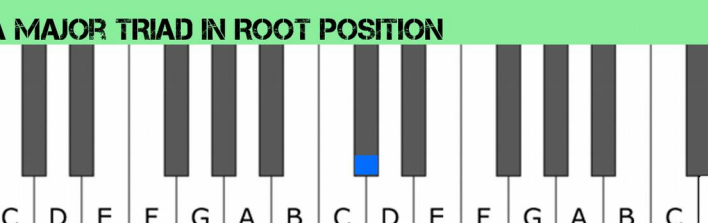
D MAJOR TRIAD IN ROOT POSITION



C D E F G A B C D E F G A B C

RH 1 3 5
LH 5 3 1

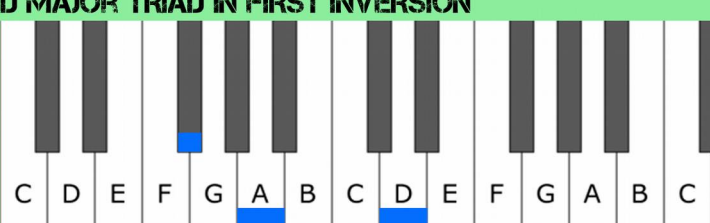
A MAJOR TRIAD IN ROOT POSITION



C D E F G A B C D E F G A B C

RH 1 3 5
LH 5 3 1

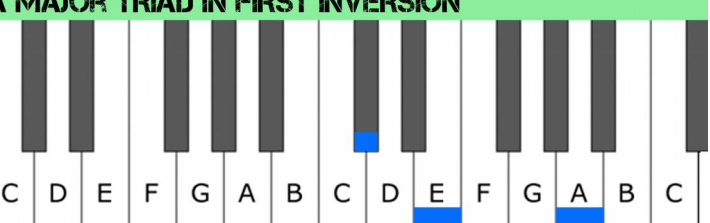
D MAJOR TRIAD IN FIRST INVERSION



C D E F G A B C D E F G A B C

RH 1 2 5
LH 5 3 1

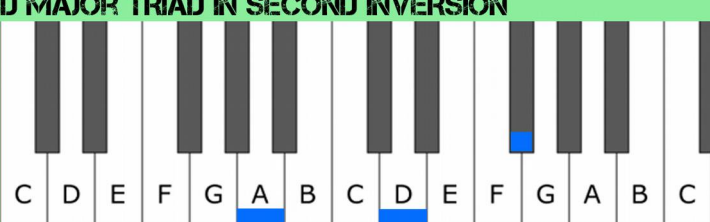
A MAJOR TRIAD IN FIRST INVERSION



C D E F G A B C D E F G A B C

RH 1 2 5
LH 5 3 1

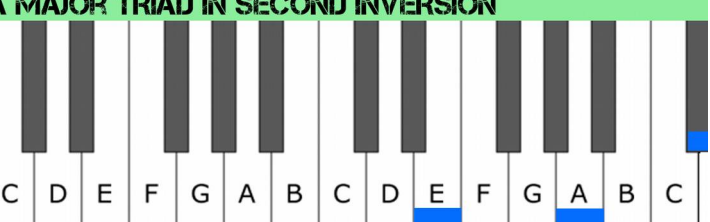
D MAJOR TRIAD IN SECOND INVERSION



C D E F G A B C D E F G A B C

RH 1 3 5
LH 5 2 1

A MAJOR TRIAD IN SECOND INVERSION



C D E F G A B C D E F G A B C

RH 1 3 5
LH 5 2 1

PIANO CHORD INVERSIONS (MAJOR TRIAD AND INVERSIONS)

2

E MAJOR TRIAD IN ROOT POSITION

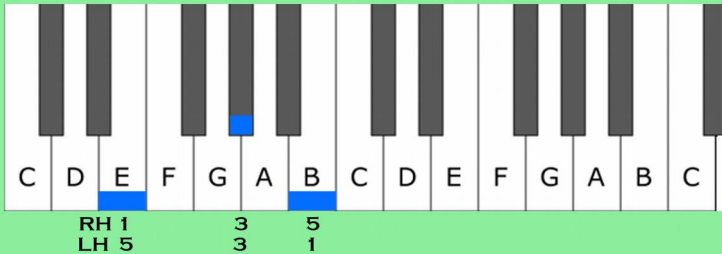


Diagram showing the E Major Triad in Root Position on a piano keyboard. The notes E, G, and B are highlighted in blue. Fingerings are indicated below the notes: RH 1, 3, 5 and LH 5, 3, 1.

E MAJOR TRIAD IN FIRST INVERSION

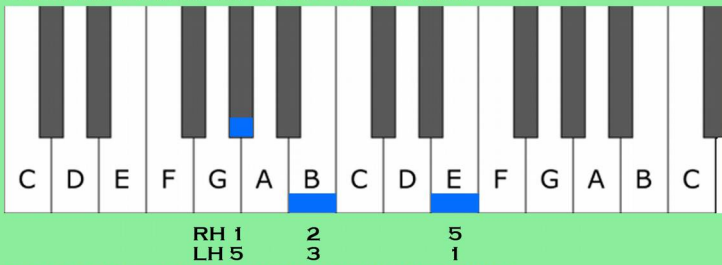


Diagram showing the E Major Triad in First Inversion on a piano keyboard. The notes G, B, and E are highlighted in blue. Fingerings are indicated below the notes: RH 1, 2, 5 and LH 5, 3, 1.

E MAJOR TRIAD IN SECOND INVERSION

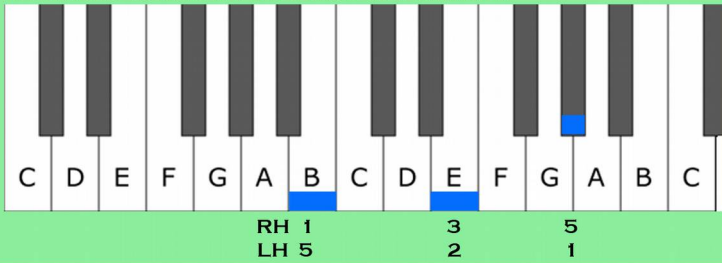


Diagram showing the E Major Triad in Second Inversion on a piano keyboard. The notes B, E, and G are highlighted in blue. Fingerings are indicated below the notes: RH 1, 3, 5 and LH 5, 2, 1.

B MAJOR TRIAD IN ROOT POSITION

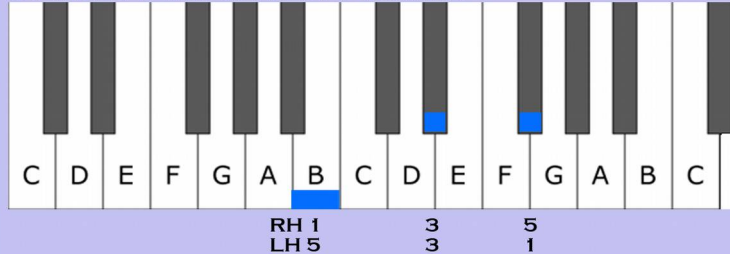


Diagram showing the B Major Triad in Root Position on a piano keyboard. The notes B, D, and F# are highlighted in blue. Fingerings are indicated below the notes: RH 1, 3, 5 and LH 5, 3, 1.

B MAJOR TRIAD IN FIRST INVERSION

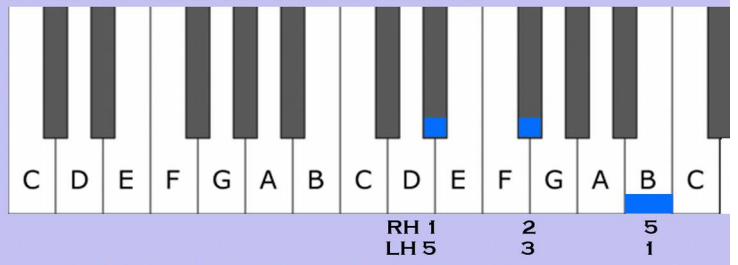


Diagram showing the B Major Triad in First Inversion on a piano keyboard. The notes D, F#, and B are highlighted in blue. Fingerings are indicated below the notes: RH 1, 2, 5 and LH 5, 3, 1.

B MAJOR TRIAD IN SECOND INVERSION

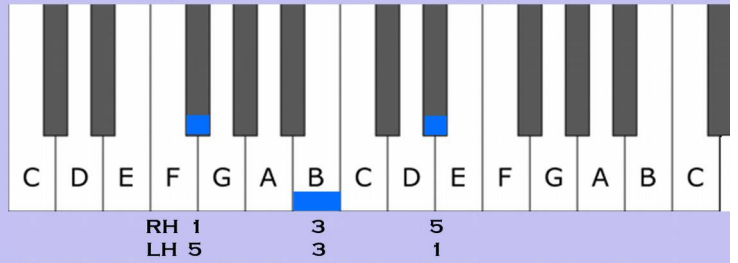


Diagram showing the B Major Triad in Second Inversion on a piano keyboard. The notes F#, B, and D are highlighted in blue. Fingerings are indicated below the notes: RH 1, 3, 5 and LH 5, 3, 1.

F#/G^b MAJOR TRIAD IN ROOT POSITION

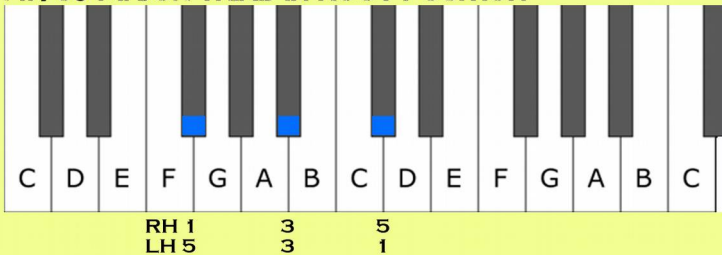


Diagram showing the F#/G^b Major Triad in Root Position on a piano keyboard. The notes F#, G^b, and A are highlighted in blue. Fingerings are indicated below the notes: RH 1, 3, 5 and LH 5, 3, 1.

F#/G^b MAJOR TRIAD IN FIRST INVERSION

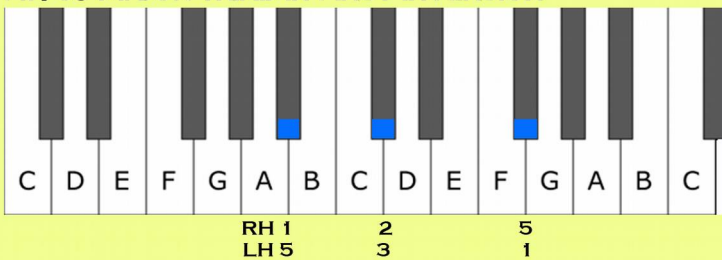


Diagram showing the F#/G^b Major Triad in First Inversion on a piano keyboard. The notes G^b, A, and F# are highlighted in blue. Fingerings are indicated below the notes: RH 1, 2, 5 and LH 5, 3, 1.

F#/G^b MAJOR TRIAD IN SECOND INVERSION

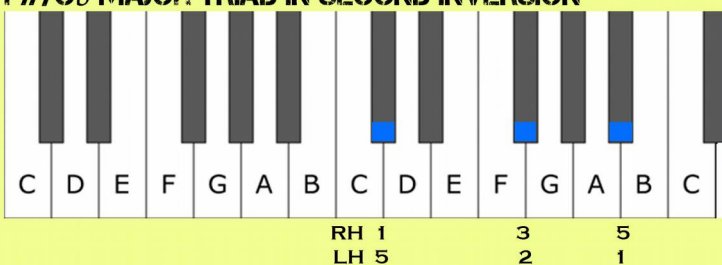


Diagram showing the F#/G^b Major Triad in Second Inversion on a piano keyboard. The notes A, F#, and G^b are highlighted in blue. Fingerings are indicated below the notes: RH 1, 3, 5 and LH 5, 2, 1.

D^b MAJOR TRIAD IN ROOT POSITION

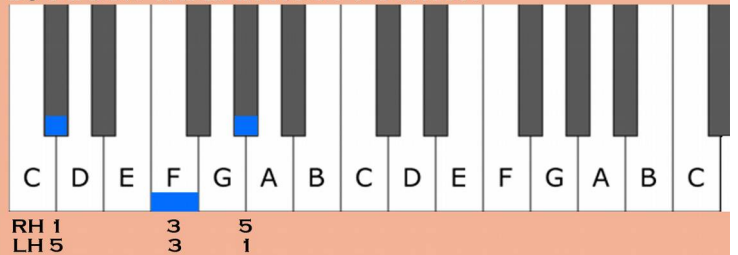


Diagram showing the D^b Major Triad in Root Position on a piano keyboard. The notes D^b, F, and A are highlighted in blue. Fingerings are indicated below the notes: RH 1, 3, 5 and LH 5, 3, 1.

D^b MAJOR TRIAD IN FIRST INVERSION

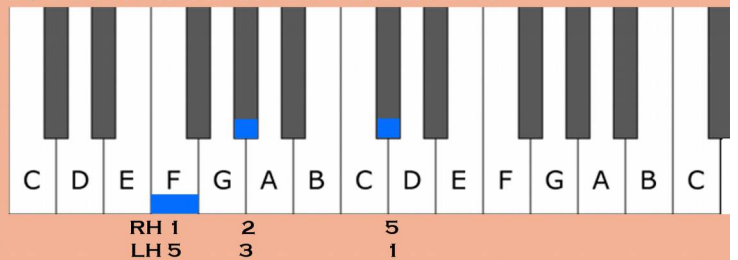


Diagram showing the D^b Major Triad in First Inversion on a piano keyboard. The notes F, A, and D^b are highlighted in blue. Fingerings are indicated below the notes: RH 1, 2, 5 and LH 5, 3, 1.

D^b MAJOR TRIAD IN SECOND INVERSION

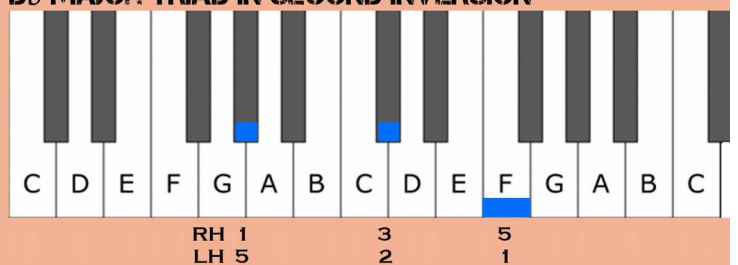
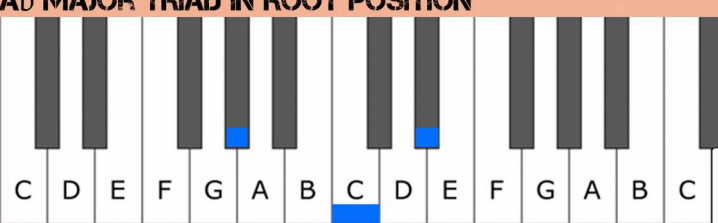
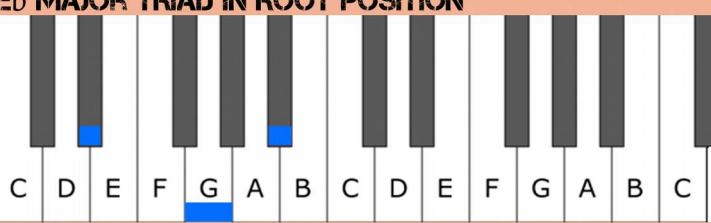
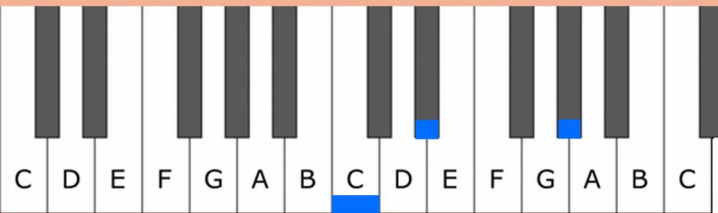
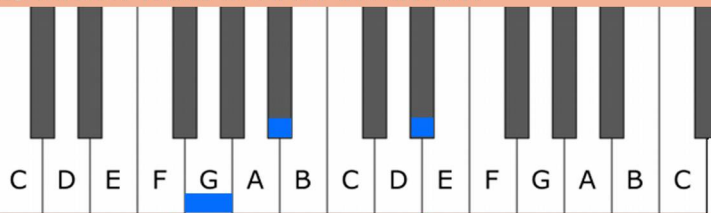
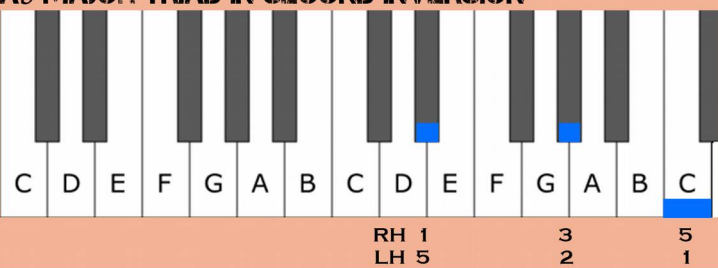
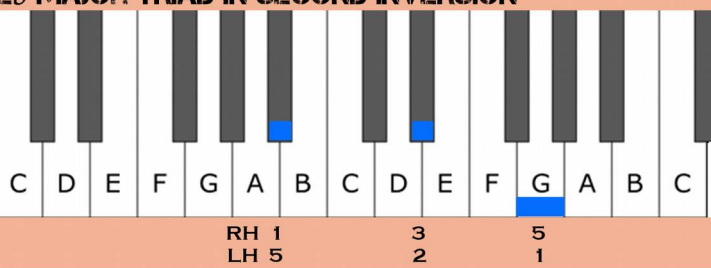
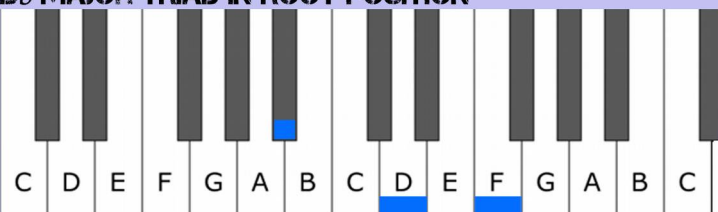
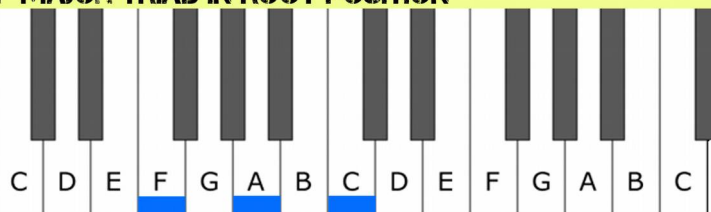
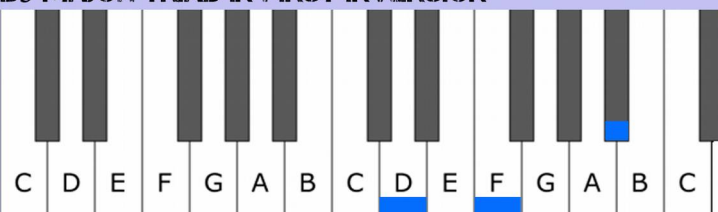
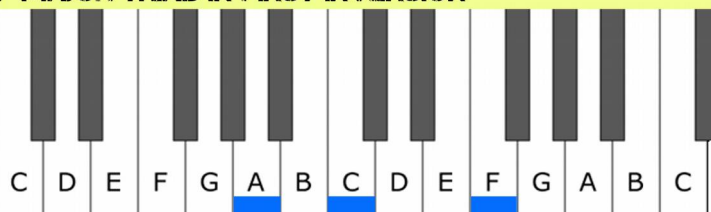
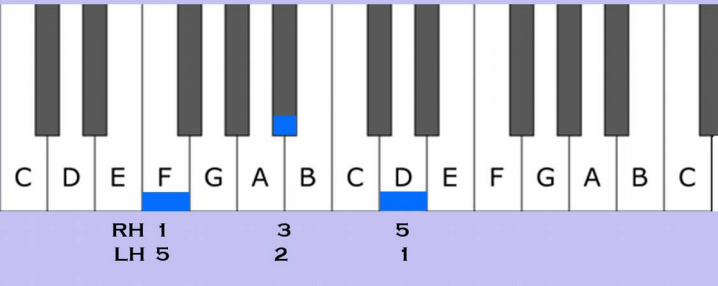
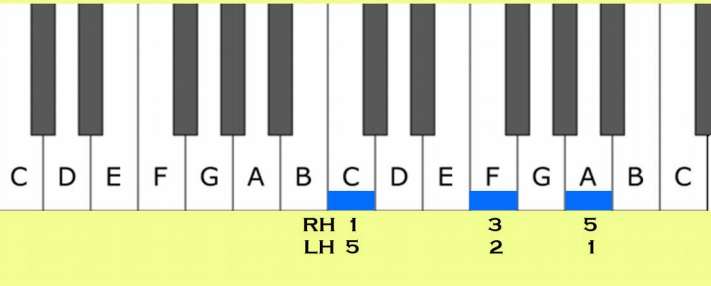


Diagram showing the D^b Major Triad in Second Inversion on a piano keyboard. The notes A, D^b, and F are highlighted in blue. Fingerings are indicated below the notes: RH 1, 3, 5 and LH 5, 2, 1.

PIANO CHORD INVERSIONS (MAJOR TRIAD AND INVERSIONS)

3

<p>A_b MAJOR TRIAD IN ROOT POSITION</p>  <p>C D E F G A B C D E F G A B C</p> <p>RH 1 3 5 LH 5 3 1</p>	<p>E_b MAJOR TRIAD IN ROOT POSITION</p>  <p>C D E F G A B C D E F G A B C</p> <p>RH 1 3 5 LH 5 3 1</p>
<p>A_b MAJOR TRIAD IN FIRST INVERSION</p>  <p>C D E F G A B C D E F G A B C</p> <p>RH 1 2 5 LH 5 3 1</p>	<p>E_b MAJOR TRIAD IN FIRST INVERSION</p>  <p>C D E F G A B C D E F G A B C</p> <p>RH 1 2 5 LH 5 3 1</p>
<p>A_b MAJOR TRIAD IN SECOND INVERSION</p>  <p>C D E F G A B C D E F G A B C</p> <p>RH 1 3 5 LH 5 2 1</p>	<p>E_b MAJOR TRIAD IN SECOND INVERSION</p>  <p>C D E F G A B C D E F G A B C</p> <p>RH 1 3 5 LH 5 2 1</p>

<p>B_b MAJOR TRIAD IN ROOT POSITION</p>  <p>C D E F G A B C D E F G A B C</p> <p>RH 1 3 5 LH 5 3 1</p>	<p>F MAJOR TRIAD IN ROOT POSITION</p>  <p>C D E F G A B C D E F G A B C</p> <p>RH 1 3 5 LH 5 3 1</p>
<p>B_b MAJOR TRIAD IN FIRST INVERSION</p>  <p>C D E F G A B C D E F G A B C</p> <p>RH 1 2 5 LH 5 3 1</p>	<p>F MAJOR TRIAD IN FIRST INVERSION</p>  <p>C D E F G A B C D E F G A B C</p> <p>RH 1 2 5 LH 5 3 1</p>
<p>B_b MAJOR TRIAD IN SECOND INVERSION</p>  <p>C D E F G A B C D E F G A B C</p> <p>RH 1 3 5 LH 5 2 1</p>	<p>F MAJOR TRIAD IN SECOND INVERSION</p>  <p>C D E F G A B C D E F G A B C</p> <p>RH 1 3 5 LH 5 2 1</p>